



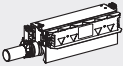
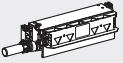







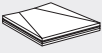


Assortment overview – Geberit wall drains

Geberit Singapore, Version: February 2025

		Geberit Duofix element for shower, 130 cm, with wall drain, wall-mounted tap, concealed, for screed height at inlet 90–200 mm	Geberit Duofix element for shower, 130 cm, with wall drain, wall-mounted tap, concealed, for screed height at inlet 65–90 mm	Geberit Duofix element for shower, 50 cm, with wall drain, for screed height at inlet 90–200 mm	Geberit Duofix element for shower, 50 cm, with wall drain, for screed height at inlet 65–90 mm	Geberit GIS element for shower, with wall drain, for screed height at inlet 90–200 mm	Geberit GIS element for shower, with wall drain, for screed height at inlet 65–90 mm
		111.580.00.1	111.581.00.1	111.591.00.1	111.593.00.1	461.734.00.1	461.736.00.1
							
To be ordered separately							
Geberit ready-to-fit set for wall drain, cover made of plastic	154.335.11.1	✓	✓	✓	✓	✓	✓
	154.335.14.1 	✓	✓	✓	✓	✓	✓
	154.335.21.1	✓	✓	✓	✓	✓	✓
Geberit ready-to-fit set for wall drain, cover made of brushed stainless steel	154.336.FW.1 	✓	✓	✓	✓	✓	✓
Geberit ready-to-fit set for wall drain, cover made of stainless steel, screwable	154.337.FW.1 	✓	✓	✓	✓	✓	✓
Geberit ready-to-fit set for wall drain, cover made of polished stainless steel	154.342.00.1 	✓	✓	✓	✓	✓	✓
Geberit ready-to-fit set for wall drain, tile-bearing, frameless	154.338.00.1 	✓	✓	✓	✓	✓	✓
Geberit ready-to-fit set for wall drain, tile-bearing, multi-piece	154.339.00.1 	✓	✓	✓	✓	✓	✓
Accessories							
Geberit collector profile for wall drain for shower	154.340.FW.1 	✓	✓	✓	✓	✓	✓
	154.341.FW.1	✓	✓	✓	✓	✓	✓
Geberit shower board, tile-bearing, with V-slope	154.252.00.1 	✓	✓	✓	✓	✓	✓
	154.253.00.1	✓	✓	✓	✓	✓	✓
	154.254.00.1	✓	✓	✓	✓	✓	✓
	154.255.00.1	✓	✓	✓	✓	✓	✓

✓ Compatible